




Bobcat®

E10

Compact Excavators





E10

Specifications

Standard Features

710 mm dozer blade / 1100 mm extended	Spark arrester muffler
180 mm rubber track	Suspension seat
Auxiliary hydraulics	Two speed travel
Control console locks	* TOPS canopy
Hom	Vandalism protection
Hydraulically expandible undercarriage from 710 to 1100 mm	Working lights
Retractable seat belt	Warranty: 12 months, 2000 hours

Weights

Operating weight with TOPS canopy	1176 kg
-----------------------------------	---------

Engine

Make / model	Kubota / D722-E2B-BCZ-6 (TIER2)
Fuel / Cooling	Diesel / Liquid
Bore / Stroke	67 mm / 68 mm
Maximum power at 2000 RPM (ISO 9249)	7.4 kW
Torque at 1600 RPM (SAE Net)	39.1 Nm
Number of cylinders	3
Displacement	0.72 l

Performance

Digging force, dipperstick	5550 N
Digging force, bucket	8294 N
Drawbar pull	9905 N
Ground pressure	29.7 kPa
Travel speed (low range)	2.1 km/h
Travel speed (high range)	3.1 km/h
Maximum digging depth	1820 mm

Hydraulic System

Pump type	Double gear pump
Pump capacity	2 * 10 l/min @ 2000 RPM
Auxiliary flow	20 l/min
System relief pressure for implement circuits	184 - 192 bar

Fluid Capacities

Cooling system	3.0 l
Engine lubrication plus oil filter	3.5 l
Fuel reservoir	16.0 l
Hydraulic reservoir	2.6 l
Hydraulic system	10.1 l

Controls

Steering	Direction and speed controlled by two hand levers
Auxiliary hydraulics	Left-hand foot pedal
Hydraulics	Two joysticks control boom, bucket, dipperstick and upper structure slew

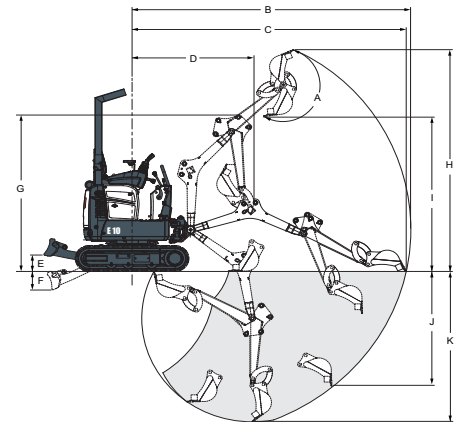
Slew System

Boom swing, left	70°
Boom swing, right	70°
Slew rate	9 RPM

Traction

Track width, rubber, standard	180 mm
Gradeability travelling down or backing up slopes	30°

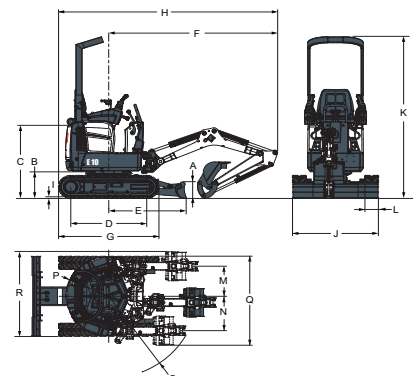
Working Range



(A) 196°	(E) 196 mm	(I) 1818 mm
(B) 3145 mm	(F) 230 mm	(J) 1383 mm
(C) 3093 mm	(G) 1899 mm	(K) 1820 mm
(D) 1374 mm	(H) 2685 mm	

Dimensions

All dimensions in mm.



(A) 220 mm	(G) 1280 mm	(M) 413 mm
(B) 363 mm	(H) 2793 mm	(N) 471 mm
(C) 992 mm	(I) 16 mm	(O) 1121 mm
(D) 968 mm	(J) 1100 mm	(P) 550 mm
(E) 987 mm	(K) 710 mm	(Q) 1221 mm
(F) 2153 mm	(L) 2209 mm	
	(L) 180 mm	

Options

Auxiliary double action	Key-less switch
Beacon	Motion alarm
Demolition kit	Strobe

Attachments

Digging bucket	Hydraulic breaker
Grading bucket	

